

2:1 Sensitivity, L = 54mm

Measuring Application	Model	Outer Appearance	Specifications	Remarks
General purpose	0194 200			φ3.2mm carbide ball
Small holes	0194 201			φ1mm carbide ball
General purpose	0194 202			φ1.6mm carbide ball Standard stylus
Extra small holes	0194 209			φ0.5mm steel ball
Grooves	0194 203			R0.25mm, 55° conical sapphire L type, L = 4.5mm
Deep grooves	0194 204			R0.25mm, 55° conical sapphire L type, L = 10mm
Corners	0194 205			R0.25mm, 55° conical sapphire L type, L = 3.4mm/30°
Grooves	0194 206			R0.25mm, 55° conical sapphire T type, L = 6.5mm
Grooves	0194 207			R0.25mm, 55° conical sapphire T type, L = 10mm
Deep grooves	0194 208			R0.25mm, 55° conical sapphire T type, L = 20mm
Cutter mark removal	0194 210			R0.25mm sapphire L type, L = 4.8mm/R15mm

3:1 Sensitivity, L = 92mm

Measuring Application	Model	Outer Appearance	Specifications	Remarks
General purpose	0194 400			φ3.2mm carbide ball
Small holes	EM49201-S375			φ1 mm ruby ball
General purpose	EM49201-S374			φ1.6mm ruby ball
Deep grooves	EM49201-S315			R0.25mm, 55° conical sapphire L type, L = 10mm
Grooves	EM49201-S361			R0.25mm, 55° conical sapphire T type, L = 6.5mm
Extra small holes	EM49201-S376			φ0.5mm ruby ball

RONDCOM Options >>>

Styluses

Applicable Models ■ E-DT-R95A (R30C, R31C, R40C, R41C, R45A, R46A, R60A)
 ■ E-DT-R83A (R47A, R55A, R60A, R65A)

1:1 Standard Sensitivity, L = 59.5mm

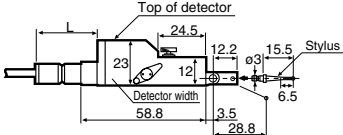
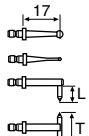
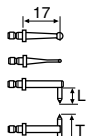
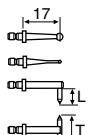
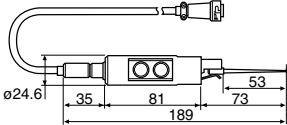

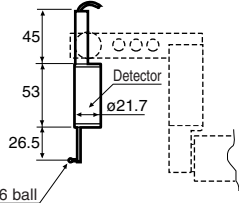
Measuring Application	Model	Outer Appearance	Specifications	Remarks
General purpose	EM46000-S300			φ3.2mm carbide ball
Small holes	EM46000-S301			φ1mm carbide ball
General purpose	EM46000-S302			φ1.6mm carbide ball Standard stylus
Grooves	EM46000-S303			R0.25mm, 55° conical sapphire L type, L = 4.5mm
Deep grooves	EM46000-S304			R0.25mm, 55° conical sapphire L type, L = 10mm
Corners	EM46000-S305			R0.25mm, 55° conical sapphire L type, L = 3.4mm/60°
Grooves	EM46000-S306			R0.25mm, 55° conical sapphire T type, L = 6.5mm
Grooves	EM46000-S307			R0.25mm, 55° conical sapphire T type, L = 10mm
Deep grooves	EM46000-S308			R0.25mm, 55° conical sapphire T type, L = 20mm
Extra small holes	EM46000-S309			φ0.5mm steel ball
Cutter mark removal	EM46000-S310			R0.25mm, sapphire L type, L = 4.8mm/R15mm

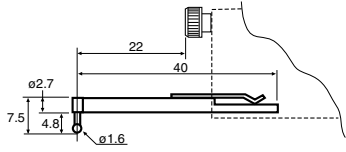
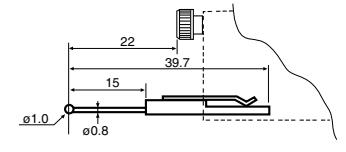
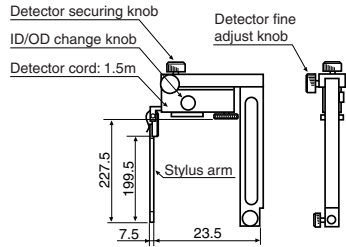
1:5 Sensitivity, L = 97mm				
Measuring Application	Model	Outer Appearance	Specifications	Remarks
General purpose	EM46100-S300			φ3.2mm carbide ball
Small holes	EM46100-S301			φ1mm carbide ball
General purpose	EM46100-S302			φ1.6mm carbide ball
Grooves	EM46100-S303			R0.25mm, 55° conical sapphire L type, L = 4.5mm
Deep grooves	EM46100-S304			R0.25mm, 55° conical sapphire L type, L = 10mm
Corners	EM46100-S305			R0.25mm, 55° conical sapphire L type, L = 3.4mm/60°
Grooves	EM46100-S306			R0.25mm, 55° conical sapphire T type, L = 6.5mm
Grooves	EM46100-S307			R0.25mm, 55° conical sapphire T type, L = 10mm
Deep grooves	EM46100-S308			R0.25mm, 55° conical sapphire T type, L = 20mm
Extra small holes	EM46100-S309			φ0.5mm steel ball
Cutter mark removal	EM46100-S310			R0.25mm, sapphire L type, L = 4.8mm/R15mm
Stylus attachment	EM-59103-S001			Attachment when 2:1 stylus for detectors E-DT-R32A / E-DT-LK-R405 / E-DT-R74A is mounted on detectors E-DT-R83A / E-DT-R95A

RONDCOM Options >>>

Detectors

Applicable Models ■ R15MA ■ R40C ■ R41C ■ R43C ■ R45A ■ R46A ■ R47A
 ■ R30C ■ R31C ■ R55A ■ R60A ■ R65A

Name	Model	Outer Appearance	Specifications	Remarks
General purpose detector	E-DT-R32A		Measuring range: $\pm 400\mu\text{m}$ Measuring force: 70mN Front adjust mechanism ID/OD change function	Applicable models: R15MA, R30C, R31C, R40C, R41C, R43C Stylus: $\phi 1.6$ carbide ball (0194 002), option
General purpose detector	E-DT-LK-R405		Measuring range: $\pm 800\mu\text{m}$ Measuring force: 70mN Front adjust mechanism ID/OD change function	Applicable models: R45A, R46A, 50B, 52B Stylus: $\phi 1.6$ carbide ball (0194 002), option
General purpose detector	E-DT-LK-R74A		R32A : L=25mm R405 R74A : L=45mm	Measuring range: $\pm 800\mu\text{m}$ Measuring force: 70mN Front adjust mechanism ID/OD change function
Detector/ stylus set	E-DT-R37A			Detector: E-DT-R32A General-purpose stylus: 0194 000, $\phi 3.2$ carbide ball Small hole stylus: 0194 001, $\phi 1$ carbide ball Deep groove stylus: 0194 004, sapphire, L type, L = 10mm Groove stylus: 0194 007, sapphire, T type, L = 10mm
Detector/ stylus set	E-DT-R06B			Detector: E-DT-LK-R405 General-purpose stylus: 0194 000, $\phi 3.2$ carbide ball Small hole stylus: 0194 001, $\phi 1$ carbide ball Deep groove stylus: 0194 004, sapphire, L type, L = 10mm Groove stylus: 0194 007, sapphire, T type, L = 10mm
Detector/ stylus set	E-DT-R76A			Detector: E-DT-R74A General-purpose stylus: 0194 000, $\phi 3.2$ carbide ball Small hole stylus: 0194 001, $\phi 1$ carbide ball Deep groove stylus: 0194 004, sapphire, L type, L = 10mm Groove stylus: 0194 007, sapphire, T type, L = 10mm
General purpose detector	E-DT-R83A		Measuring range: $\pm 1000\mu\text{m}$ Measuring force: 30 - 100 mN Front adjust mechanism ID/OD change function	Applicable models: R47A, R55A, R60A, R65A Detector safety device
General purpose detector	E-DT-R95A		Measuring range: $\pm 1000\mu\text{m}$ Measuring force: 30 - 100 mN Front adjust mechanism ID/OD change function	Applicable models: R30C, R31C, R40C, R41C, R43C, R45A, R46A, R55A, R60A
Low measuring force detector	E-DT-R10A		Measuring range: $\pm 400\mu\text{m}$ Measuring force: 5mN	Applicable models: R30C, R31C, R40C, R41C, R43C, R45A, R46A Stylus: $\phi 1.6$ ruby ball (010 2505), provided
Low measuring force detector	E-DT-R87A		Measuring range: $\pm 400\mu\text{m}$ Measuring force: 5mN	Applicable models: R47A, R55A, R60A, R65A Stylus: $\phi 1.6$ ruby ball (010 2505), provided Used with E-DH-R639A detector holder

Name	Model	Outer Appearance	Specifications	Remarks
General purpose stylus	010 2505			Applicable models: E-DT-R10A,E-DT-R87A Stylus: ϕ 1.6mm ruby ball
Small hole stylus	010 2516			Applicable models: E-DT-R10A,E-DT-R87A Stylus: ϕ 1mm ruby ball
Deep hole detector	E-DT-R44A		Throat height: 199.5mm Throat depth: 144.5mm Magnification: 2000 or less	Applicable models: R45A, R46A, R60A
Deep hole detector	E-DT-R105A		Throat height: 199.5mm Throat depth: 144.5mm Magnification: 2000 or less	Applicable models: R30C, R31C, R40C, R41C, R43C, R47A, R55A, R65A

Detector Holders

Applicable Models ■ R30C ■ R31C ■ R40C ■ R41C ■ R43C ■ R45A ■ R46A ■ R47A
 ■ R55A ■ R60A ■ R65A

Name	Model	Outer Appearance	Specifications	Remarks
Detector holder	E-DH-R639A (E-DH-R384A)		Throat height H : 90.5mm Throat depth D : 68mm	Applicable models: R55A, R65A Applicable detectors: E-DT-R74A, E-DT-R87A () for R60A
Plane measurement holder	E-DH-R391A			Applicable models: R60A Applicable detectors: E-DT-R74A
Detector holder	E-DH-R149A		ID measuring range: $\phi 31\text{mm}$ ~ Magnification: 2000 or less Stylus sensitivity: 1:1	Applicable models: R30C, R31C, R40C, R41C, R45A, R46A, R60A Applicable detectors: E-DT-R32A, E-DT-LK-R405, E-DT-R74A
Detector holder	E-DH-R80A		Throat height H : 128mm Throat depth D : 75mm Magnification: 20000 or less Stylus sensitivity: 2:1	Applicable models: R30C, R31C, R40C, R41C, R45A, R46A, R60A Applicable detectors: E-DT-R32A, E-DT-LK-R405, E-DT-R74A
Detector holder	E-DH-R327A		Throat height H : 128mm Throat depth D : 115mm Magnification: 10000 or less Stylus sensitivity: 2:1	Applicable models: R30C, R31C, R40C, R41C, R45A, R46A, R60A Applicable detectors: E-DT-R32A, E-DT-LK-R405, E-DT-R74A
Detector holder	E-DH-R354A		Throat height H : 165mm Throat depth D : 75mm Magnification: 5000 or less Stylus sensitivity: 3:1	Applicable models: R30C, R31C, R40C, R41C, R45A, R46A, R60A Applicable detectors: E-DT-R32A, E-DT-LK-R405, E-DT-R74A
Detector holder	E-DH-R348A		Throat height H : 165mm Throat depth D : 115mm Magnification: 2000 or less Stylus sensitivity: 3:1	Applicable models: R30C, R31C, R40C, R41C, R45A, R46A, R60A Applicable detectors: E-DT-R32A, E-DT-LK-R405, E-DT-R74A
Detector holder	E-DH-R329A		Throat height H : 300mm (ID $\phi 31\text{mm}$ or more) Throat depth D : 60mm ID meas. range: $\phi 20 - \phi 300\text{mm}$ Stylus sensitivity: 1:1 - 3:1	Applicable models: R30C, R31C, R40C, R41C, R45A, R46A, R60A Applicable detectors: E-DT-R32A, E-DT-LK-R405, E-DT-R74A
Detector holder	E-DH-R317A		Throat height H : 170mm Throat depth D : 115mm ID meas. range: $\phi 20 - \phi 300\text{mm}$ Magnification: 2000 or less Stylus sensitivity: 1:1 - 3:1	Applicable models: R30C, R31C, R40C, R41C, R45A, R46A, R60A Applicable detectors: E-DT-R32A, E-DT-LK-R405, E-DT-R74A
Detector holder	E-DH-R636A (E-DH-R603)		Throat height H : 154mm Throat depth D : 68mm	Applicable models: R55A, R65A Applicable detectors: E-DT-R83A, E-DT-R95A () for R60A
Detector holder	E-DH-R613A		Throat height H : 192mm Throat depth D : 68mm Magnification: 5000 or less	Applicable models: R60A Applicable detectors: E-DT-R83A, E-DT-R95A
Plane measurement holder	E-DH-R614A			Applicable models: R55A, R60A, R65A Applicable detectors: E-DT-R83A, E-DT-R95A